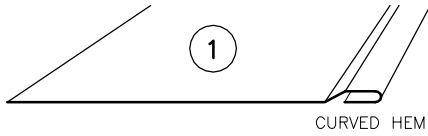


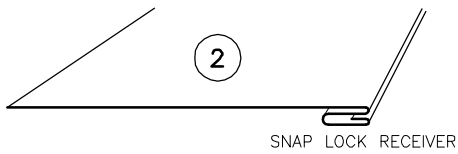
CURVED FLASHING  
HEM & SEAM LIMITATIONS

DRAWN BY:	ECM
DWG NO:	C&C-FLOLINE-002A
DATE:	030811

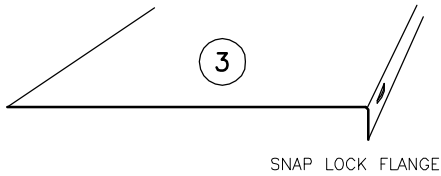
SENT TO PRODUCTION



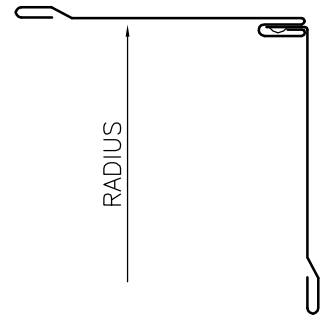
NOTE:  
ADD 1/4" TO MATERIAL



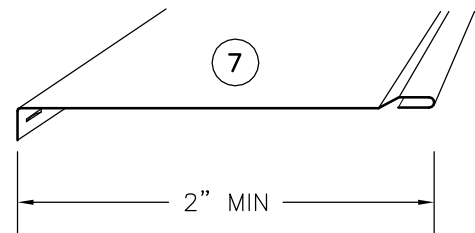
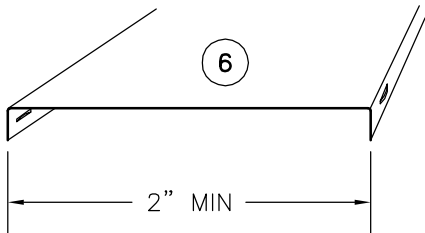
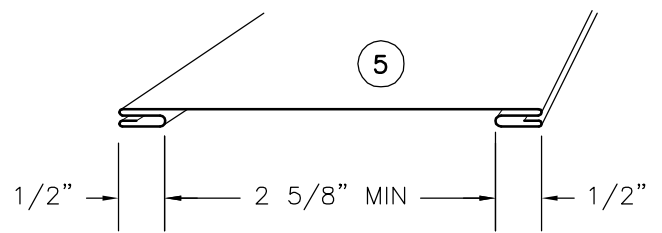
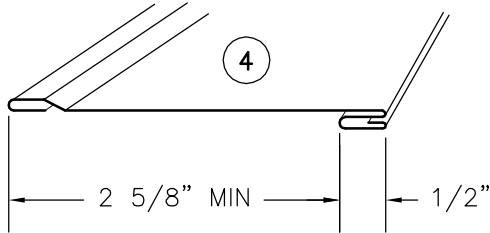
NOTE:  
ADD 1 3/8" TO MATERIAL



NOTE:  
ADD 7/16" TO MATERIAL



TYPICAL PROFILE



GENERAL NOTES:

1. CURVED HEM CAN BE USED ON ANY EDGE REQUIRING A HEM
2. SNAP LOCK RECEIVER IS USED ON THE CURVED PIECE
3. SNAP LOCK FLANGE IS USED ON THE CUT PLATE PIECE

THIS DATA SHEET IS THE PROPERTY OF FLOLINE ARCHITECTURAL SYSTEMS, AND MAY NOT BE USED OR REPRODUCED IN ANY MANNER WITHOUT EXPRESS WRITTEN PERMISSION