



ARCHITECTURAL SYSTEMS, LLC

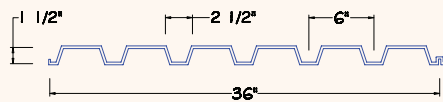
CURVED METAL DECK

Floline Architectural Systems crimp curves metal deck in the strong direction to form convex or "barrel" shaped structures. We offer complete curved deck packages including curved panels,

curved trim, panel geometry drawings and deck layout drawings. We can furnish the metal deck or toll curve your deck to your specifications.

DECK PROFILES

TYPE B ROOF DECK



RADIUS
3'- 6" (Min.)
(22 ga. Mild Steel)

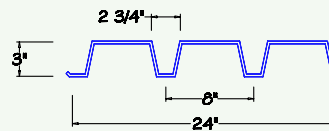
SUBSTRATE

24 ga. to 18 ga. Mild Steel
24 ga. to 20 ga. SS 304

SIDELAP

Nested Sidelap (Std.)
Interlocking Sidelap (Non-Std.)

TYPE N ROOF DECK



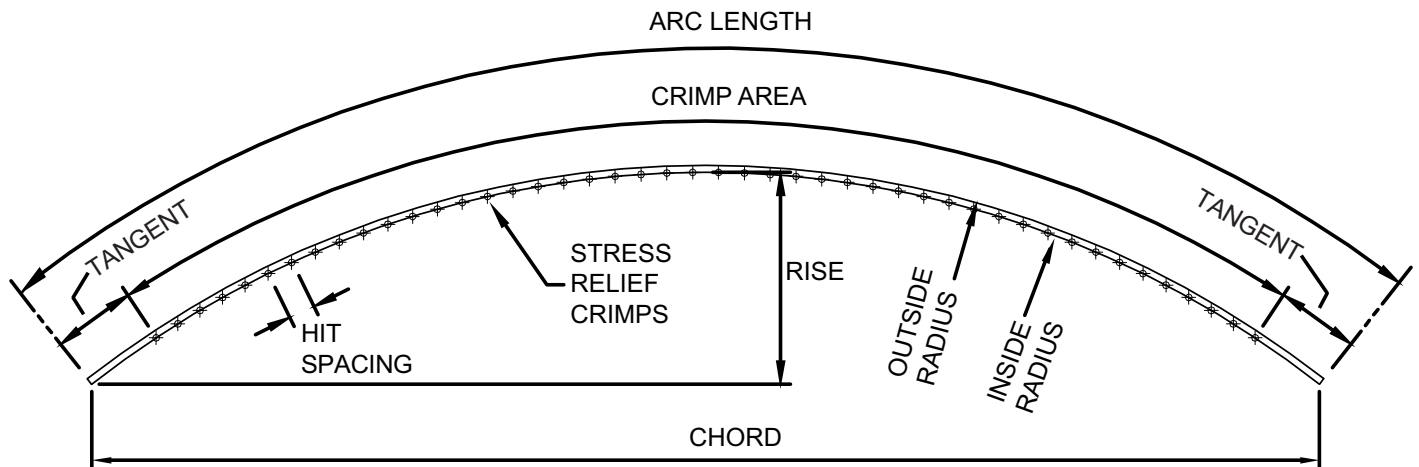
RADIUS
25'- 0" (Min.)
(22 ga. Mild Steel)

SUBSTRATE

24 ga. to 18 ga.
Mild Steel

SIDELAP

Nested Sidelap (Std.)
Interlocking Sidelap (Non-Std.)



CURVING INFORMATION & REQUIREMENTS

Maximum Tensile Strength: 50 ksi max. yield strength. Higher strengths may result in fractures at the panel crimps.

Maximum Panel Length: 27'- 0" (Maximum panel length will be less as radius becomes tighter than 50'- 0".) Ideal Panel Length: 15'- 0" to 24'- 0"

Maximum Thickness: 18 ga. mild steel; 20 ga. stainless steel.

Minimum Radius: Minimum radius depends on panel gauge, tensile strength and ductility of the substrate. Listed minimum radii are approximate and depend on specific properties of panels and substrate.

Test Panels: Due to uncertainty of panel substrate properties, (8) test panels per radius are required for set-up and testing crimp pattern.

Convex Curve: Standard

Concave Curve: Standard

Shop Drawings: Shop drawings indicating panel geometry and crimp patterns are included. Deck layout drawings are optional.

Floline Architectural Systems, LLC

16108 S. Route 59, Ste. 108
Plainfield, IL 60586

T 866-FLOLINE (356-5463)

T 815-733-5044

F 815-733-6999

SHIPPING AND PACKAGING

- Our plant is located in the heart of the country, just south of Indianapolis in Hope, IN.
- Standard packaging includes saddle skids with with board and band without dunnage sheets.
- Convex panels are stacked inverted and shipped with small ribs on top.
- Max. bundle size 20 to 25 panels (depends on radius).
- Bundles stacked 2 or 3 high max. (depends on radius)

